

Liquid Extrusion Porosimetry Analysis

for
ABC COMPANY
John Doe
on

9/17/2010

by
POROUS MATERIALS, INC. ANALYTICAL SERVICES DIVISION
20 DUTCH MILL ROAD
ITHACA, NY 14850 USA
PHONE (607)-257-5544 or 1-800-TALK-PMI

File: Y:\labdata\LEP\ABC Company\2008\# 7 THIN WHITEI-c.pdt
Sample ID: # 7 THIN WHITE
Operator: TLM
Lot Number: 1659 machine
PMI Test Number: 1
Purchase Order Number: NA

Sample Weight = 7.9854 g
Bulk Density = 4.75 g/cc
Liquid = Mineral Oil
Liquid Extrusion Contact Angle = 0 Degrees
Liquid Extrusion Surface Tension = 35 Dynes/cm

Cumulative pore volume in cc/g of sample

% total pore volume = % of total cumulative pore volume belonging to pores of diameter > D

Average pressure = square root of $P(I) \cdot P(I-1)$

Pore size distribution function is equal to $dV/d\log P$

Pressure PSIA	Pore Diameter Microns	Cumulative Pore Vol. cc/g	%Porosity	% of total Pore Vol.	Average Pressure PSIA	dV ----- dlogP
0.03	676.5638	0	0	0	0.03	0.005
0.04	507.4701	0.0006	0.295	0.87	0.035	0.005
0.05	405.9508	0.0011	0.524	1.546	0.045	0.005
0.06	338.2791	0.0015	0.711	2.098	0.055	0.005
0.07	289.9525	0.0018	0.87	2.567	0.065	0.005
0.08	253.7198	0.0021	1.019	3.005	0.075	0.008
0.09	225.5004	0.0026	1.211	3.574	0.085	0.018
0.1	202.9564	0.0034	1.592	4.697	0.095	0.041
0.11	184.5171	0.005	2.399	7.076	0.105	0.079
0.12	169.1552	0.0081	3.824	11.281	0.115	0.118
0.13	156.1256	0.0121	5.769	17.019	0.125	0.136
0.14	144.9776	0.0165	7.845	23.143	0.135	0.137
0.15	135.302	0.0206	9.795	28.894	0.145	0.108
0.2	101.4897	0.0341	16.216	47.837	0.173	0.072
0.22	92.2587	0.0371	17.637	52.03	0.21	0.055
0.24	84.5714	0.0392	18.619	54.925	0.23	0.048
0.26	78.0678	0.0409	19.416	57.276	0.25	0.066
0.28	72.4867	0.043	20.418	60.234	0.27	0.102
0.3	67.6598	0.046	21.872	64.523	0.29	0.143
0.32	63.4262	0.0501	23.774	70.133	0.31	0.167

0.34	59.6975	0.0545	25.864	76.3	0.33	0.157
0.36	56.3835	0.0583	27.711	81.746	0.35	0.116
0.38	53.4162	0.0611	29.006	85.568	0.37	0.076
0.4	50.7424	0.0628	29.81	87.94	0.39	0.04
0.45	45.1041	0.0648	30.774	90.782	0.424	0.031
0.5	40.5937	0.0662	31.439	92.744	0.474	0.029
0.55	36.905	0.0674	32.002	94.404	0.524	0.025
0.6	33.828	0.0683	32.447	95.718	0.574	0.02
0.65	31.2241	0.069	32.781	96.703	0.625	0.017
0.7	28.9947	0.0696	33.036	97.457	0.675	0.014
0.75	27.0639	0.07	33.241	98.061	0.725	0.013
0.8	25.3719	0.0703	33.412	98.567	0.775	0.012
0.85	23.8791	0.0707	33.562	99.007	0.825	0.011
0.9	22.5512	0.0709	33.693	99.393	0.875	0.01
0.95	21.3652	0.0712	33.803	99.72	0.925	0.009
1	20.2972	0.0714	33.898	100	0.975	0

Summary Sheet

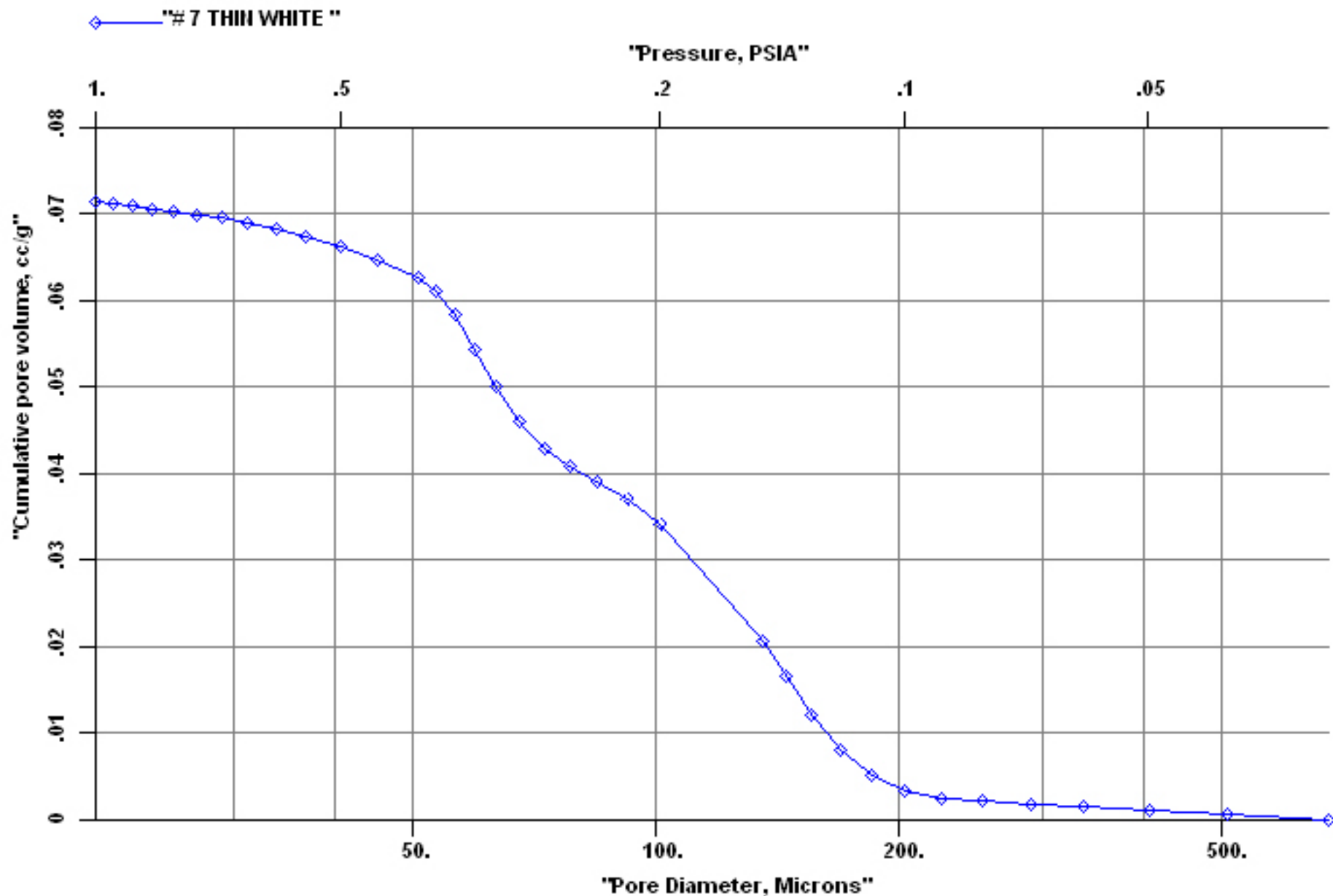
for
ABC COMPANY
 John Doe
 on

9/17/2010

File: Y:\labdata\LEP\ABC Company\2008\# 7 THIN WHITEI-c.pdt
Sample ID: # 7 THIN WHITE
Operator: TLM
Lot Number: 1659 machine
PMI Test Number: 1
Purchase Order Number: NA

Total intrusion volume = 0.0714 cc/g
 Total % Porosity = 33.8984
 Median Pore Diameter (Based on Volume) = 96.7281 Microns
 Diameter of maximum value of dV/dlogD = 63.42616

"Pore Volume x Diameter"



"% Total Pore Volume"

"# 7 THIN WHITE "

"Pressure, PSIA"

1. .5 .2 .1 .05

"% Total Pore Volume"

100.

90.

80.

70.

60.

50.

40.

30.

20.

10.

0

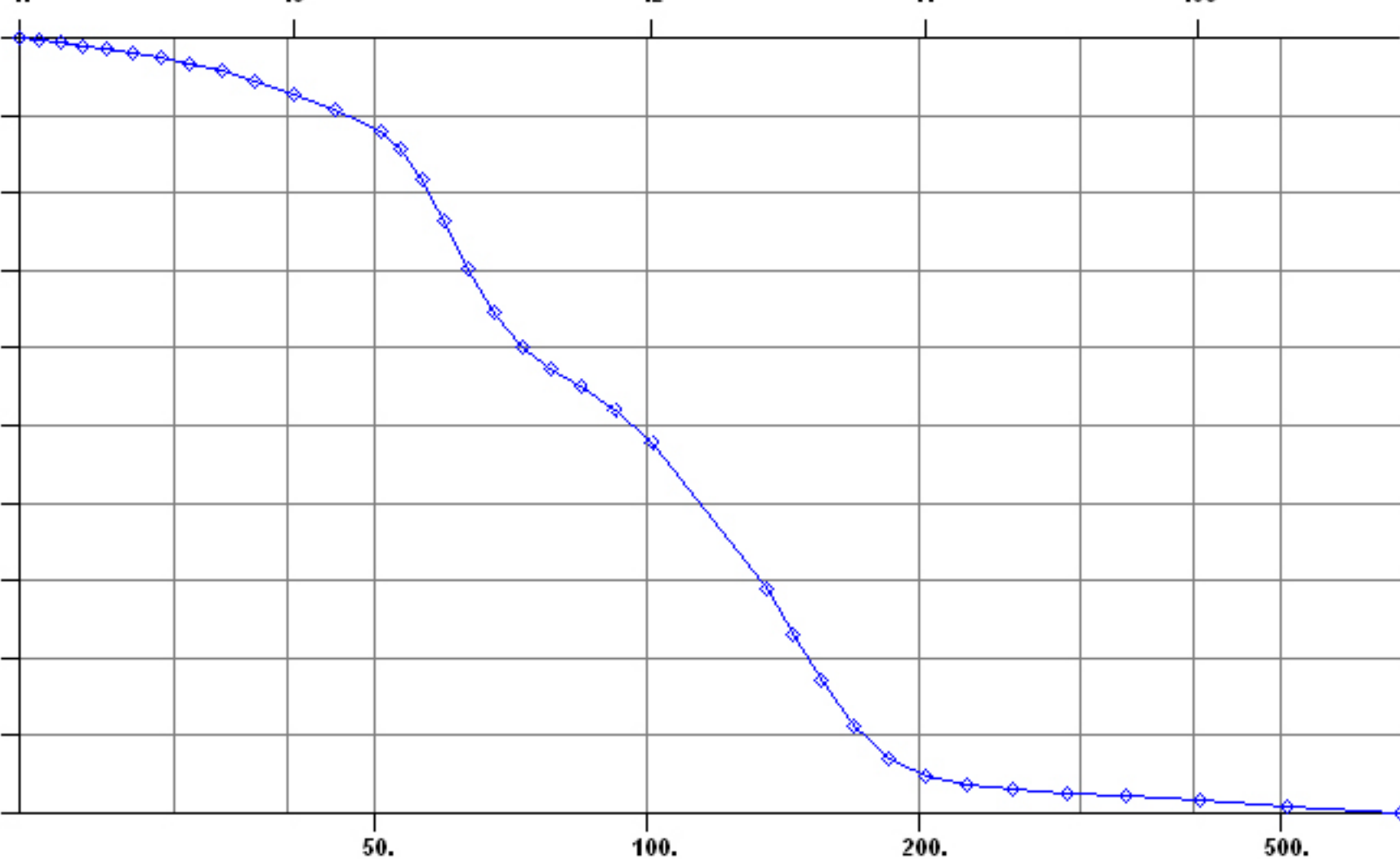
50.

100.

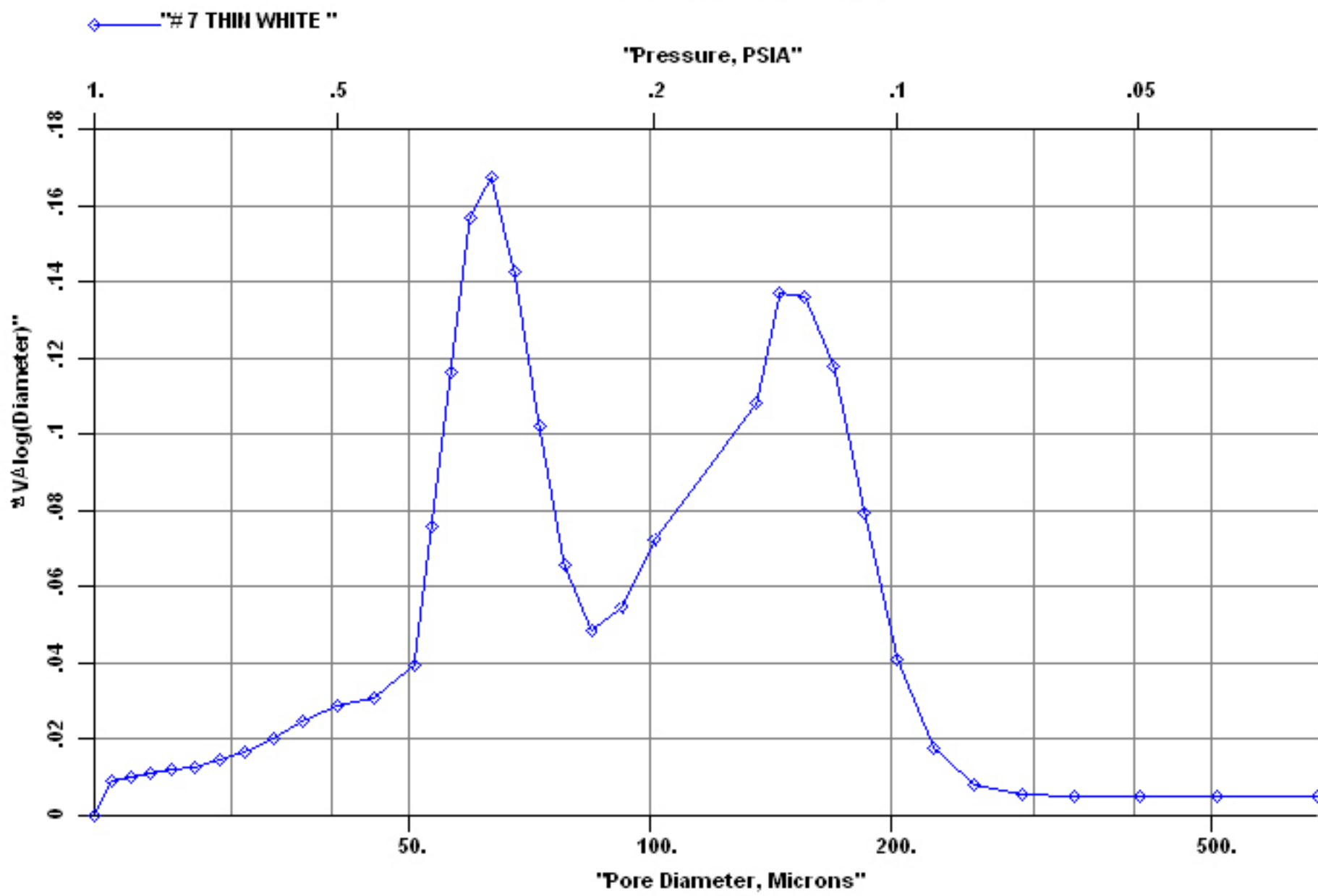
200.

500.

"Pore Diameter, Microns"



"Pore Distribution (Diameter)"



"Pore Dist. Histogram" - "#7 THIN WHITE "

